

# MANITOBA





INVEST. BUILD. GROW



## Municipalities and Economic Development



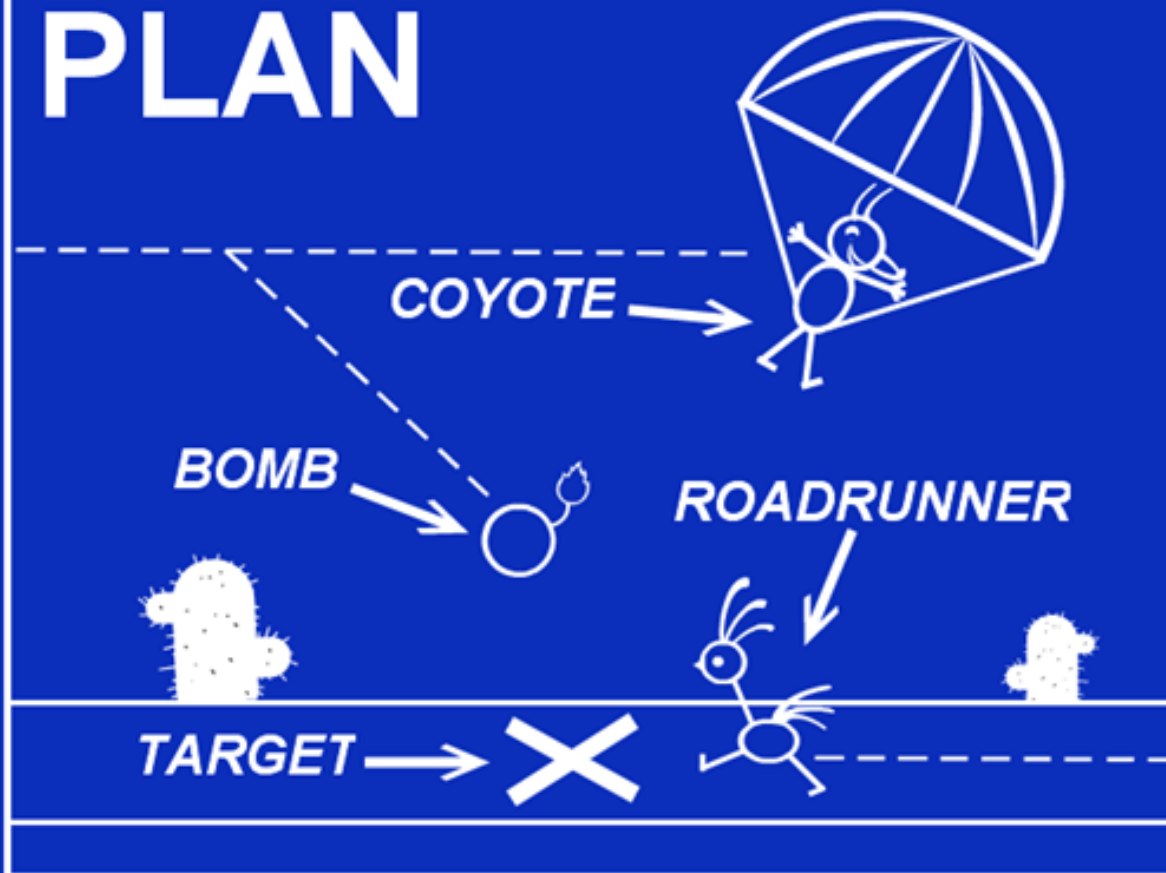




OKAY, WISE GUYS,  
-YOU ALWAYS WANTED  
ME TO CATCH HIM-

NOW WHAT  
DO I DO?

# PLAN





## Get Started

### Growth, Enterprise and Trade

Manitoba's Strategic  
Advantages

Business and Economic  
Development

Manitoba Trade and Investment

Rural and Northern Economic  
Development

### Manitoba Economic Profiles

Economic Analysis and  
Research

Labour and Regulatory Services

Resource Development

Reports and Expenses

Contact Us

## Stay Connected to the Manitoba Government

# Manitoba Economic Profiles

Economic profiles provide an overview of the economic landscape within a defined region. This information can help inform strategic economic development initiatives and evaluate the desirability of an area for investment opportunities. The data and analysis presented in these reports provide basic information about the economy of a region. Reports contain demographic, job and business data.

Manitoba is broken into eight economic regions defined by Statistics Canada, each with unique competitive advantages and potential opportunities. In addition, reports are available for the Capital Region, rural Manitoba and northern Manitoba.

## Manitoba's Economic Regions

Manitoba's economic regions include the Southeast region, South Central region, Southwest region, North Central region, Winnipeg region, Interlake region, Parkland region and North region.

### Southeast Region

The Southeast Economic Region includes Census Divisions 1, 2 and 12. Reports for this region include the Southeast Region Economic Profile at a Glance and a more detailed Southeast Region Economic Profile.

The Southeast region can further be broken down into self-contained labour areas:

- Beausejour Area

INVEST. BUILD. GROW  
MANITOBA





# SOUTHWEST REGION

Economic profile at a glance

INVEST.  
BUILD.  
GROW  
MANITOBA

## CLUSTER STRENGTHS

Local Health Services  
Agriculture Inputs and Services  
Food and Agri Product Processing

## UNIQUE MANUFACTURING/ PROCESSING BUSINESS STRENGTHS

Meat product manufacturing  
Architectural and structural metals manufacturing  
Fruit and vegetable preserving and specialty food manufacturing  
Pesticide, fertilizer and other agricultural chemical manufacturing  
Basic chemical manufacturing

## EMERGING STRENGTHS

Transportation and Logistics  
Tourism  
Local Construction and Development  
Advanced Manufacturing



## TOP EMPLOYERS 2016

|  |       |
|--|-------|
| Healthcare and social assistance           | 9,697 |
| Retail trade                               | 7,134 |
| Agriculture, forestry, fishing and hunting | 6,526 |
| Public administration                      | 5,323 |
| Manufacturing                              | 4,990 |
| Accommodation and food services            | 4,694 |



## HIGHEST JOB GAINS 2011-2016

|                                  |       |
|----------------------------------|-------|
| Healthcare and social assistance | 1,274 |
| Manufacturing                    | 632   |
| Retail trade                     | 463   |
| Transportation and warehousing   | 386   |
| Wholesale trade                  | 329   |



## HIGHEST JOB LOSSES 2011-2016

|  |       |
|--|-------|
| Agriculture, forestry, fishing and hunting   | 1,744 |
| Professional, scientific and technical       | 291   |
| Information and cultural industries          | 203   |
| Administrative and support, waste management | 171   |
| Mining and oil and gas extraction            | 74    |

## Get Started

---

Growth, Enterprise and Trade

Manitoba's Strategic  
Advantages

Business and Economic  
Development

Manitoba Trade and Investment

Rural and Northern Economic  
Development

### Manitoba Economic Profiles

Economic Analysis and  
Research

Labour and Regulatory Services

Resource Development

Reports and Expenses

Contact Us

## Stay Connected to the Manitoba Government

---

# Manitoba Economic Profiles

---

Economic profiles provide an overview of the economic landscape within a defined region. This information can help inform strategic economic development initiatives and evaluate the desirability of an area for investment opportunities. The data and analysis presented in these reports provide basic information about the economy of a region. Reports contain demographic, job and business data.

Manitoba is broken into eight economic regions defined by Statistics Canada, each with unique competitive advantages and potential opportunities. In addition, reports are available for the Capital Region, rural Manitoba and northern Manitoba.

## Manitoba's Economic Regions

Manitoba's economic regions include the Southeast region, South Central region, Southwest region, North Central region, Winnipeg region, Interlake region, Parkland region and North region.

### Southeast Region

The Southeast Economic Region includes Census Divisions 1, 2 and 12. Reports for this region include the Southeast Region Economic Profile at a Glance and a more detailed Southeast Region Economic Profile.

The Southeast region can further be broken down into self-contained labour areas:

- Beausejour Area

INVEST. BUILD. GROW

MANITOBA





# PARKLAND REGION

## Economic Profile



This report contains demographic, job and business data within the geographic boundaries of the Parkland economic region. The region includes:

- *Census Division 16*
- *Census Division 17*
- *Census Division 20*

The data in this report and the analysis provide basic information about the economy of the region but does not advocate for one course of action over another.

Data for this report comes from a variety of sources:

- Population – Manitoba Health's annual reports
- Income and Education – 2016 Statistics Canada Census and 2006 Statistics Canada Census. The data for 2010 is not available.
- Jobs and Business – Emsi, which used the following sources: Canadian Business Patterns (CBP); survey of Employment; Payrolls and Hours (SEPH); Labour Force Survey (LFS) and CANSIM.

## Get Started

---

Growth, Enterprise and Trade

Manitoba's Strategic  
Advantages

Business and Economic  
Development

Manitoba Trade and Investment

Rural and Northern Economic  
Development

## Manitoba Economic Profiles

Economic Analysis and  
Research

Labour and Regulatory Services

Resource Development

Reports and Expenses

Contact Us

## Stay Connected to the Manitoba Government

---

# Manitoba Economic Profiles

## Southeast Region

The Southeast Economic Region includes [Census Divisions 1, 2 and 12](#). Reports for this region include the [Southeast Region Economic Profile at a Glance](#) and a more detailed [Southeast Region Economic Profile](#).

The Southeast region can further be broken down into [self-contained labour areas](#):

- [Beausejour Area](#)
- [East St. Paul Area](#)
- [Emerson Area](#)
- [Hanover Area](#)
- [La Broquerie Area](#)
- [Lac du Bonnet Area](#)
- [Niverville Area](#)
- [Powerview-Pine Falls Area](#)
- [Ritchot Area](#)
- [Springfield Area](#)
- [St. Pierre Jolys Area](#) (Update)
- [Steinbach Area](#)
- [Stuartburn Area](#)

INVEST. BUILD. GROW

MANITOBA



# MINNEDOSA AND REGION

## Economic Profile

INVEST.  
BUILD.  
GROW  
MANITOBA

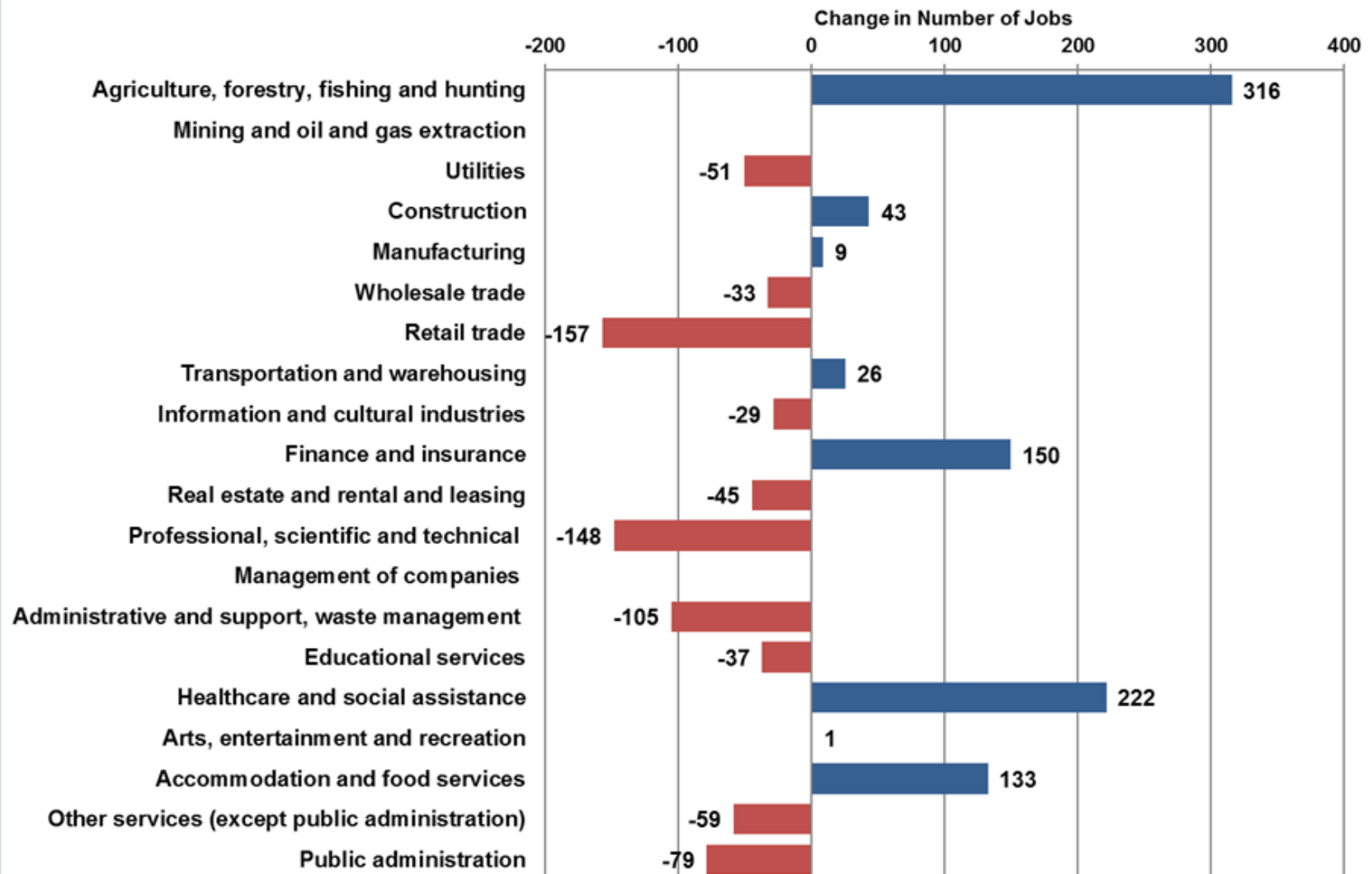


This report contains demographic, job and business data within the geographic boundaries of the area known as Minnedosa Self-contained Labour Area (SLA). It includes the:

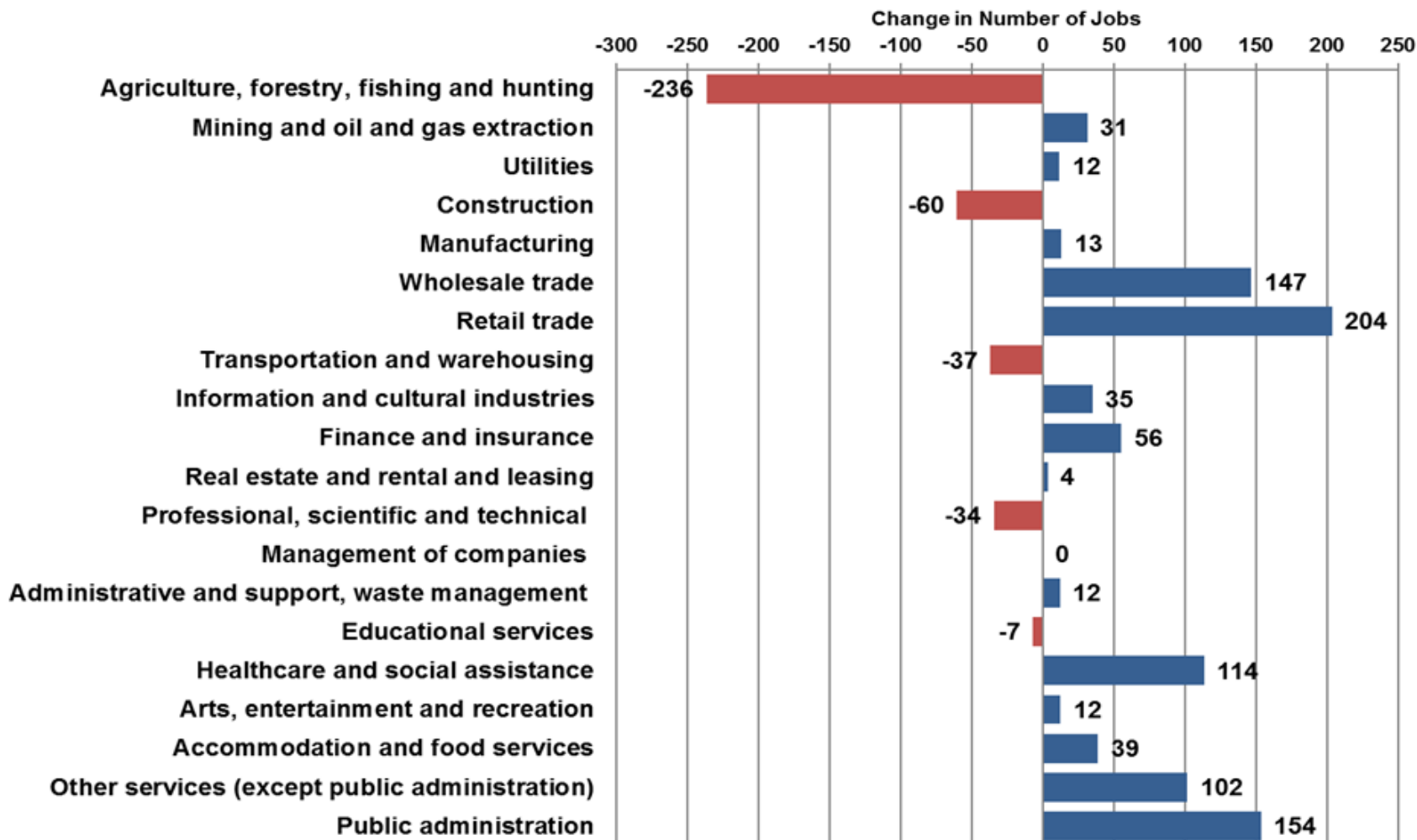
- *Municipality of Clanwilliam Erickson*
- *Municipality of Harrison Park*
- *Town of Minnedosa*
- *Municipality of Minto Odanah*
- *Rolling River First Nation (Rolling River 67, Rolling River 67B)*
- *Division 17 Unorganized*

The data in this report and the analysis provide basic information about the economy of the region in order to inform the strategic economic development initiatives of regional stakeholders. This report, in and of itself, does not advocate for one course of action over another.

# **Job Change by Industry, Dauphin SLA, 2013 - June, 2018**

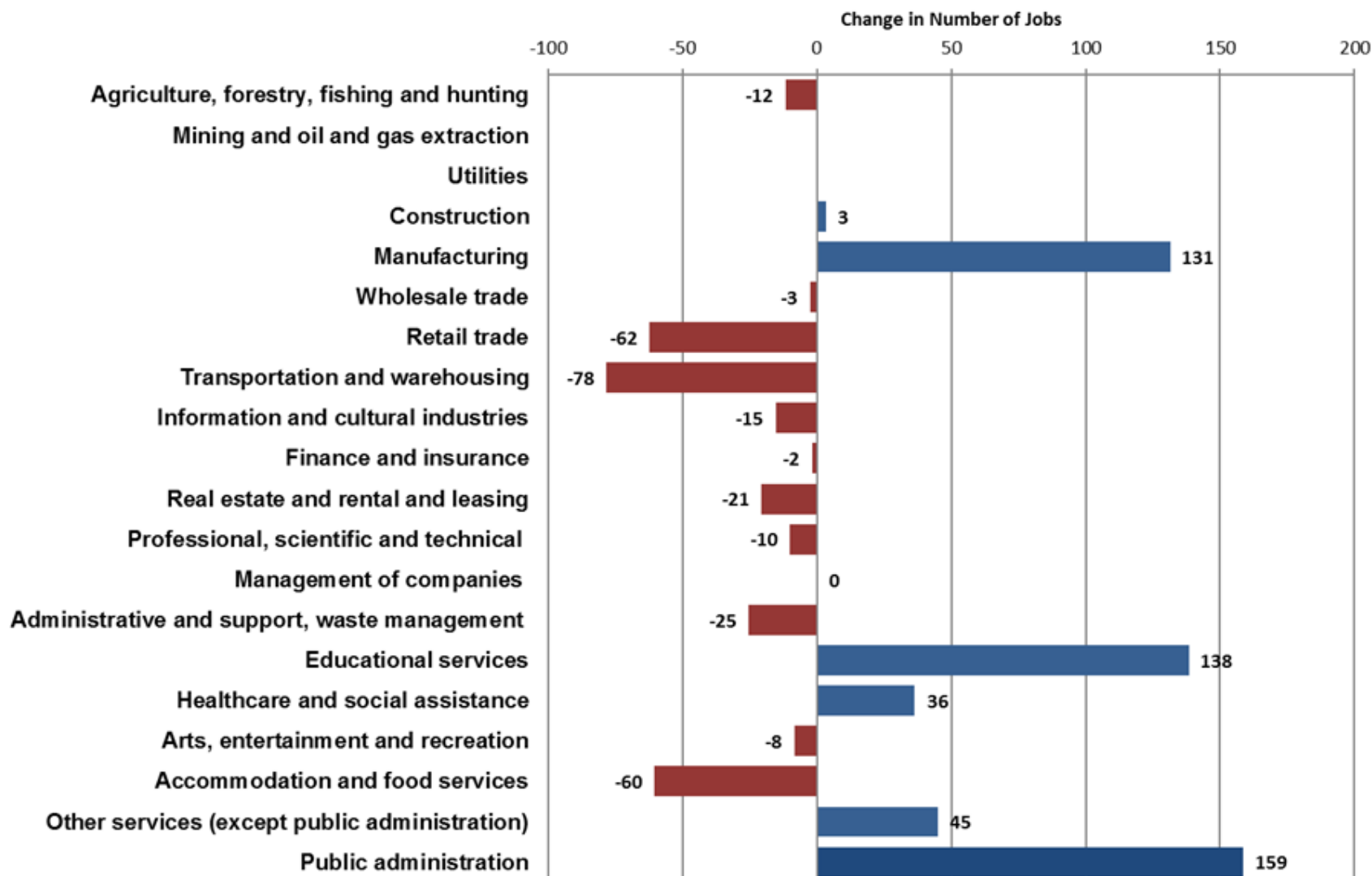


## Job Change by Industry, Virden SLA, 2011 - 2017

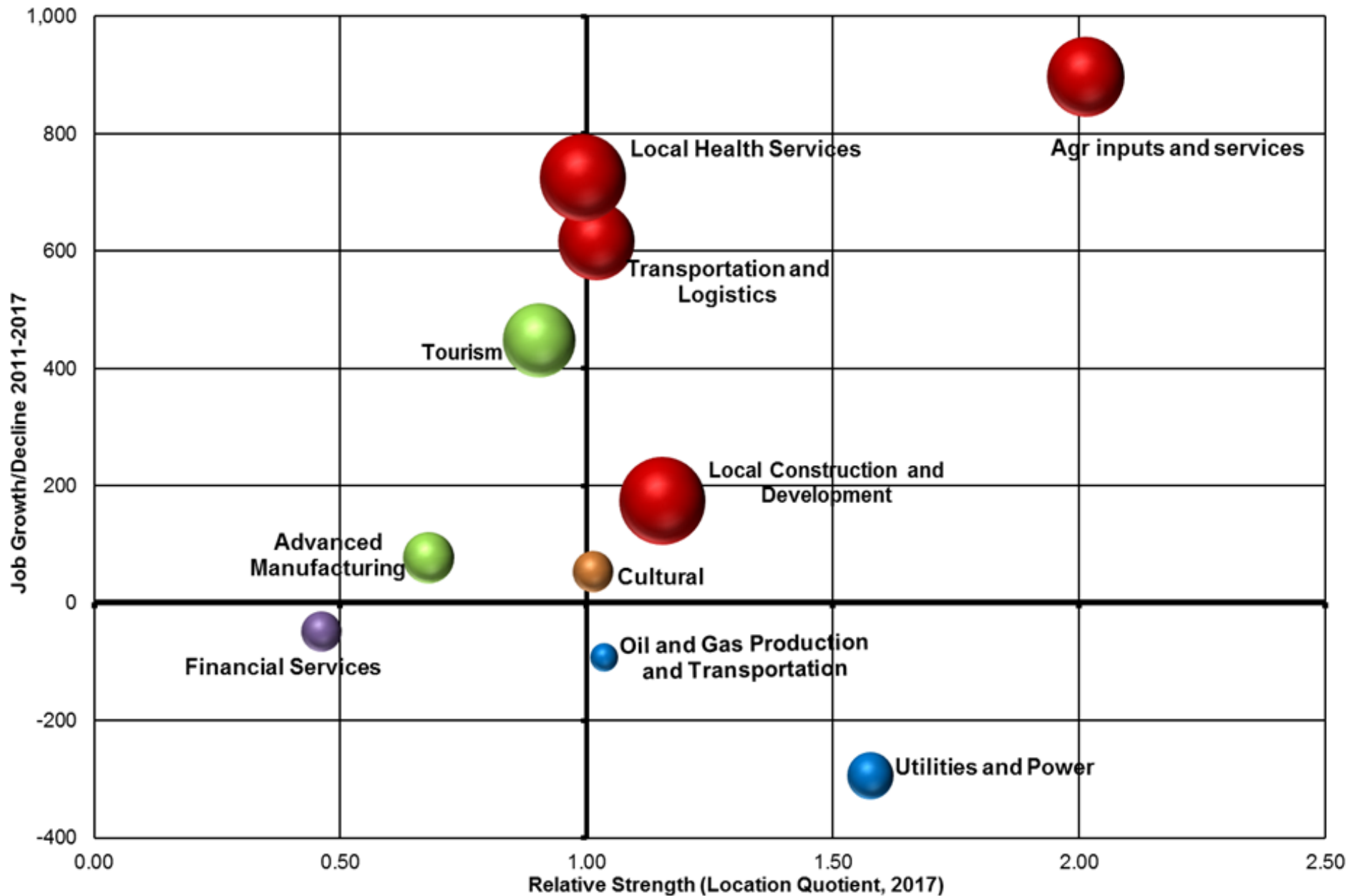




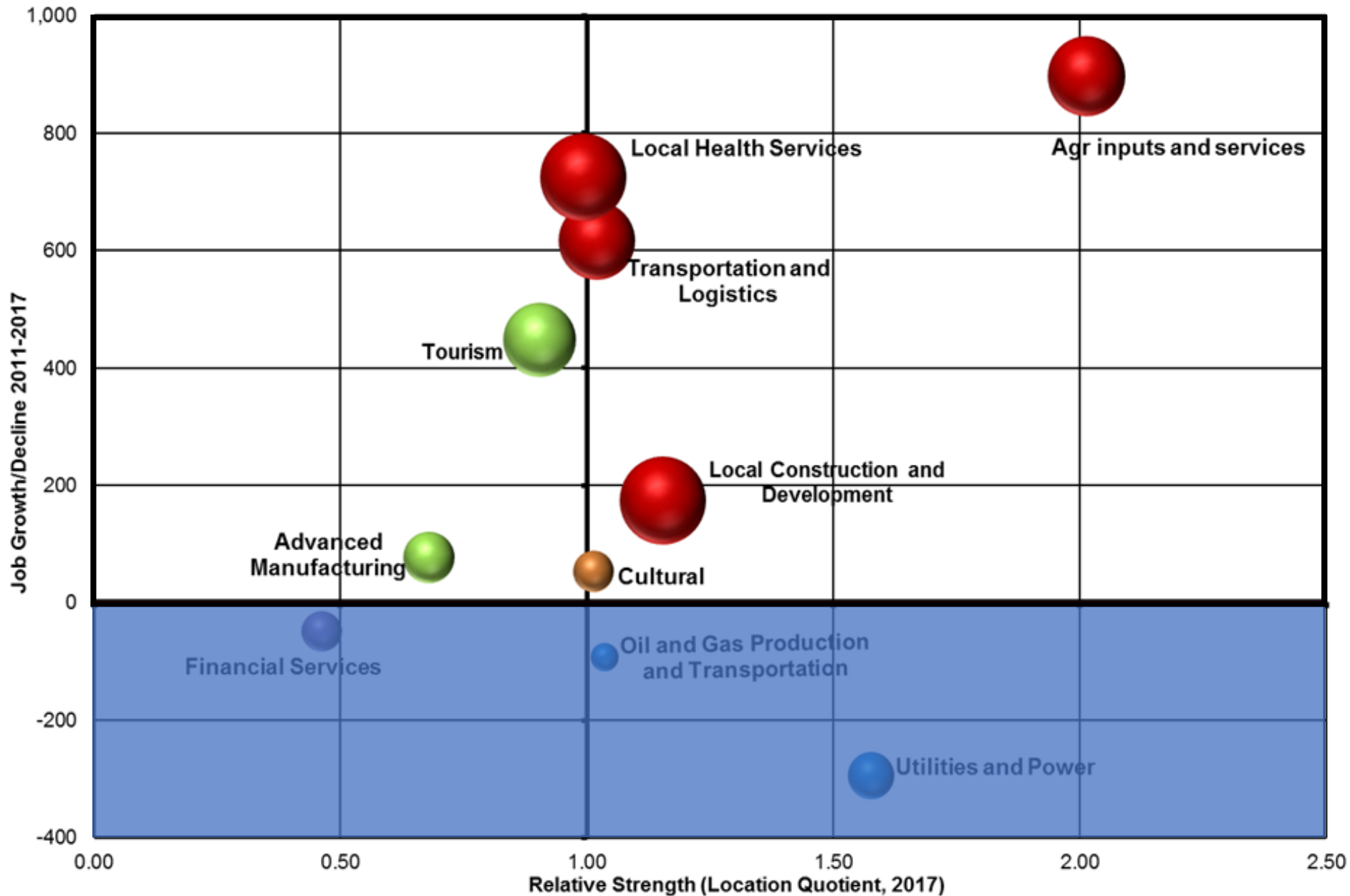
# **Job Change by Industry, The Pas Area , 2013 - 2018**



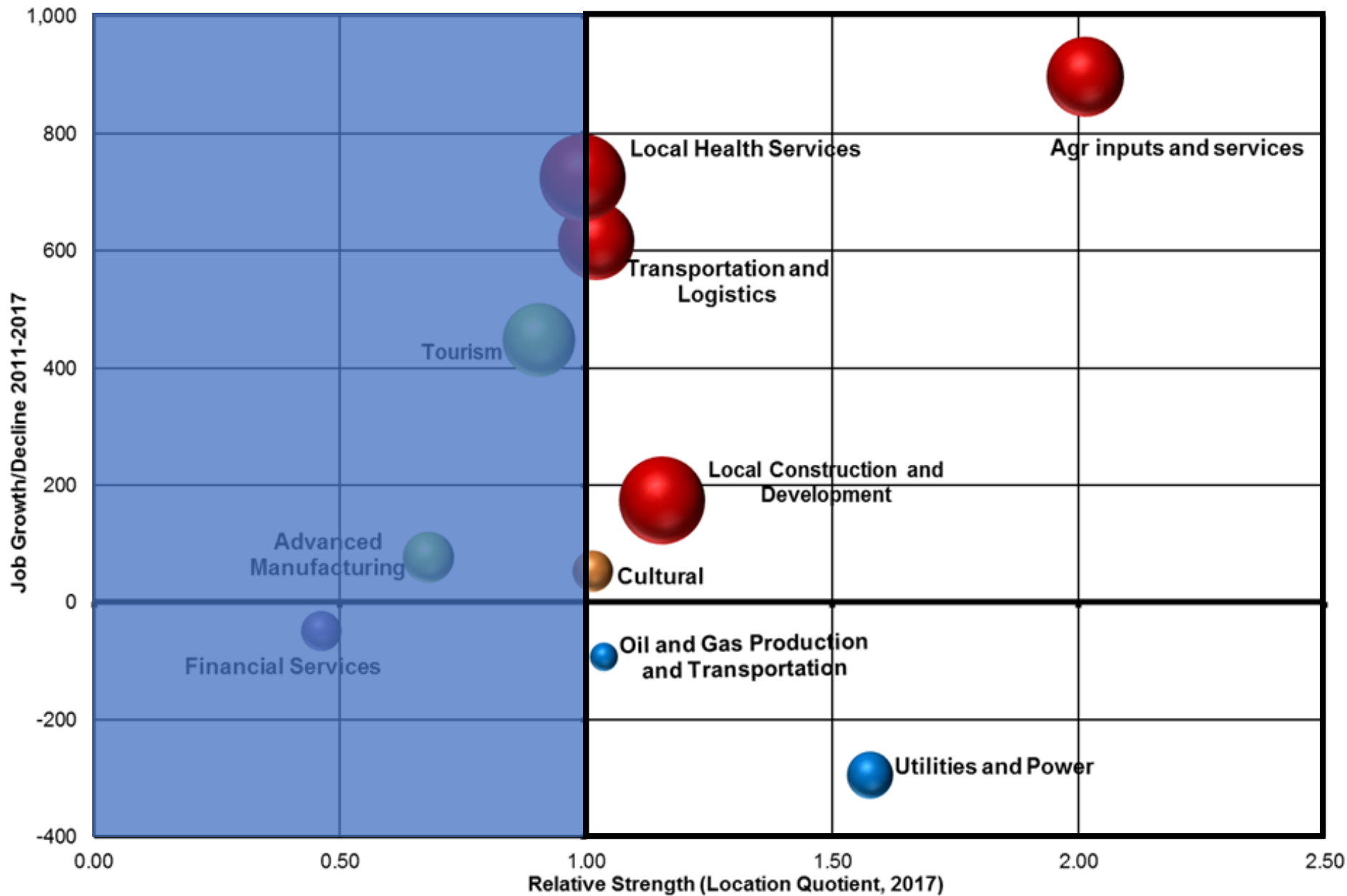
# Interlake Economic Region Industry Cluster Analysis 2011-2017



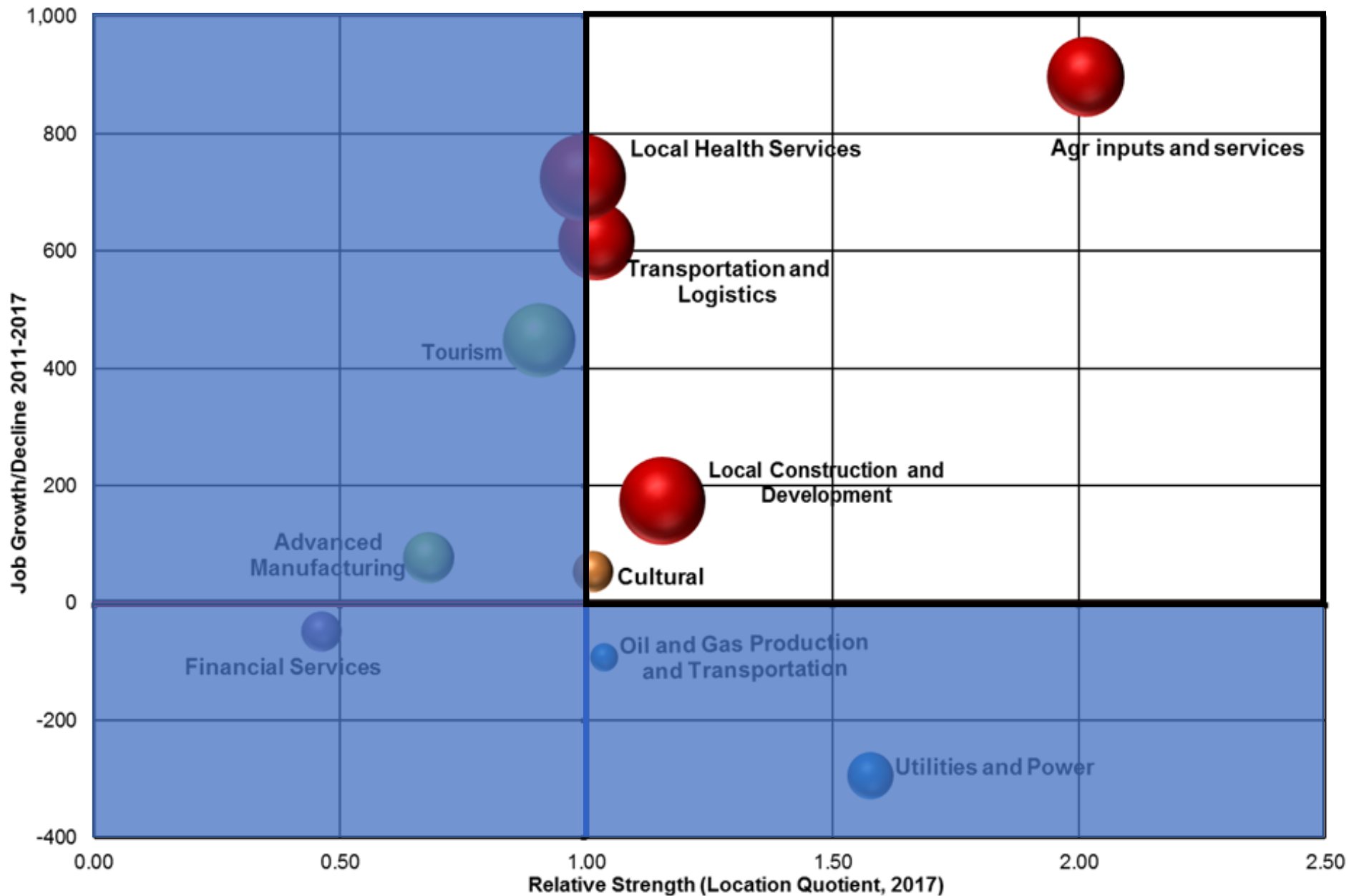
# Interlake Economic Region Industry Cluster Analysis 2011-2017



# Interlake Economic Region Industry Cluster Analysis 2011-2017

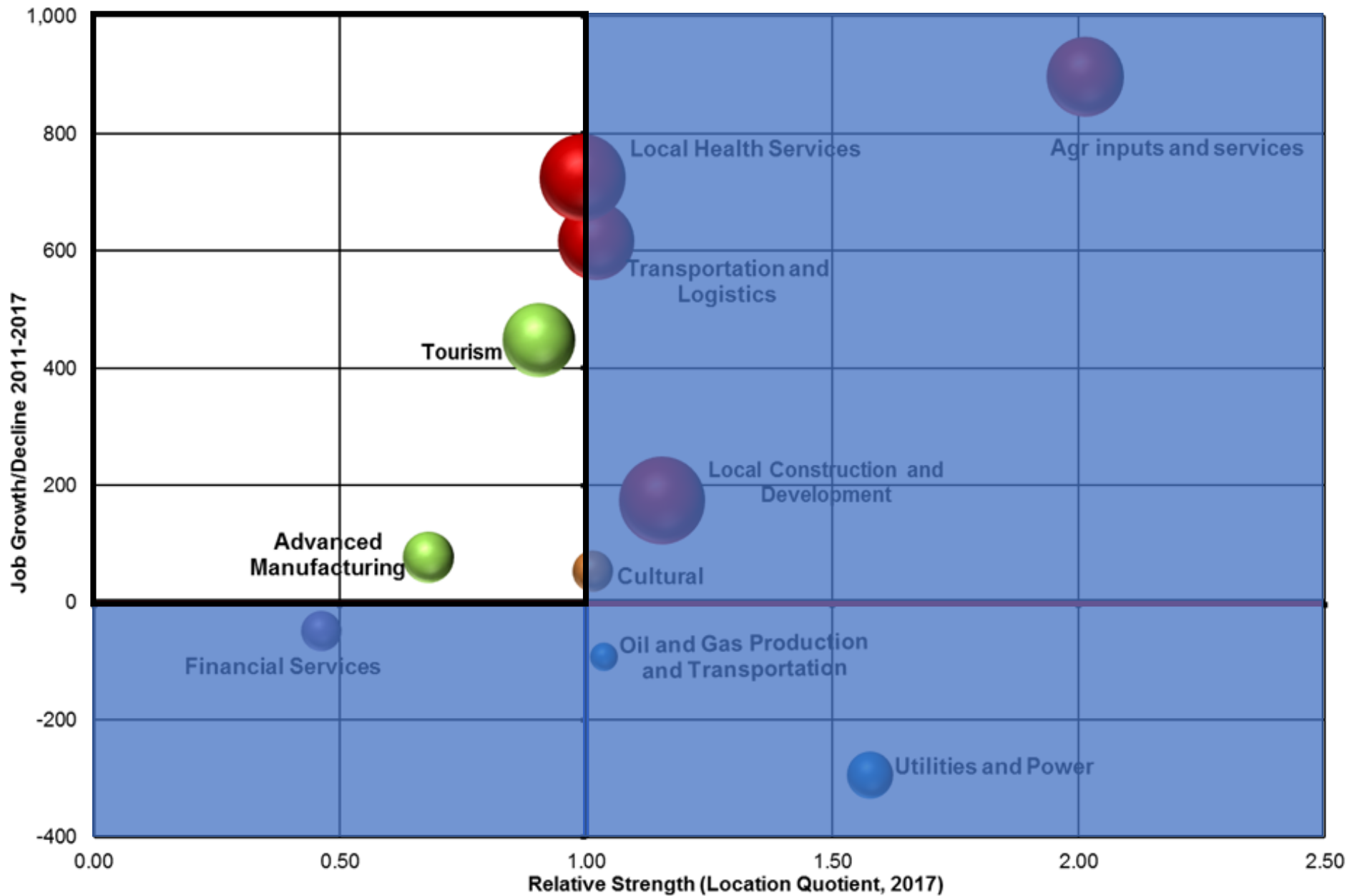


# Interlake Economic Region Industry Cluster Analysis 2011-2017

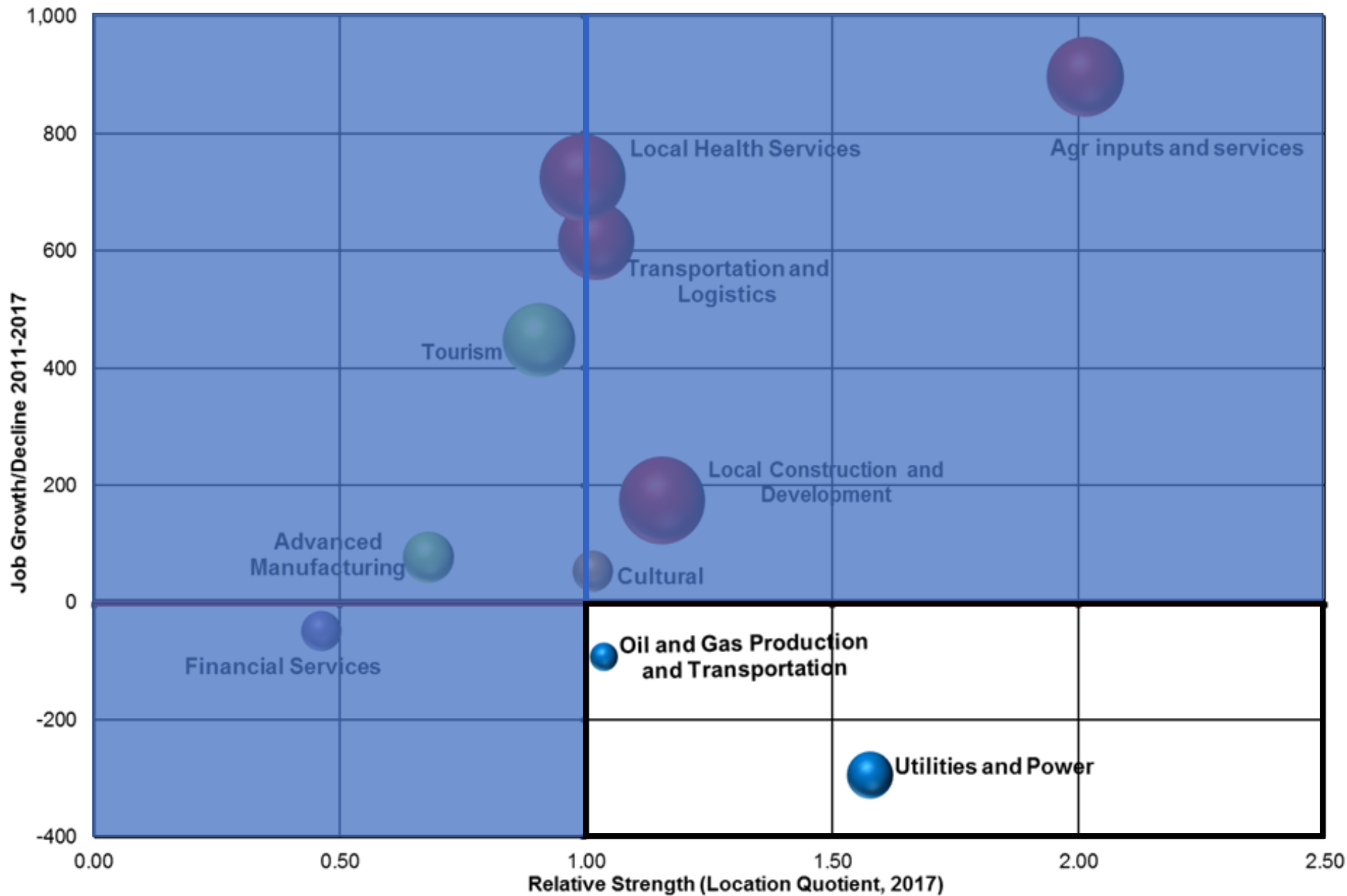




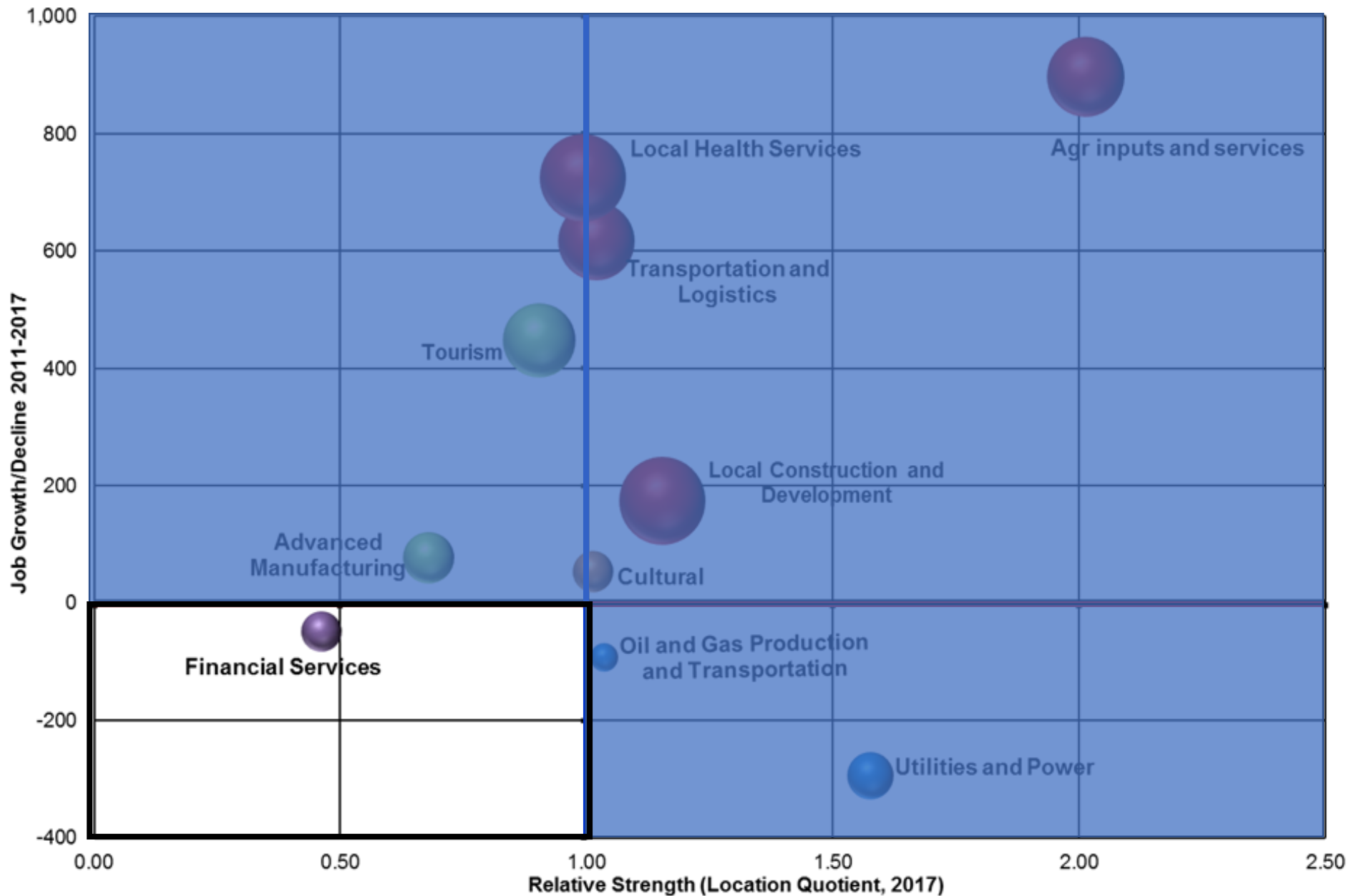
# Interlake Economic Region Industry Cluster Analysis 2011-2017



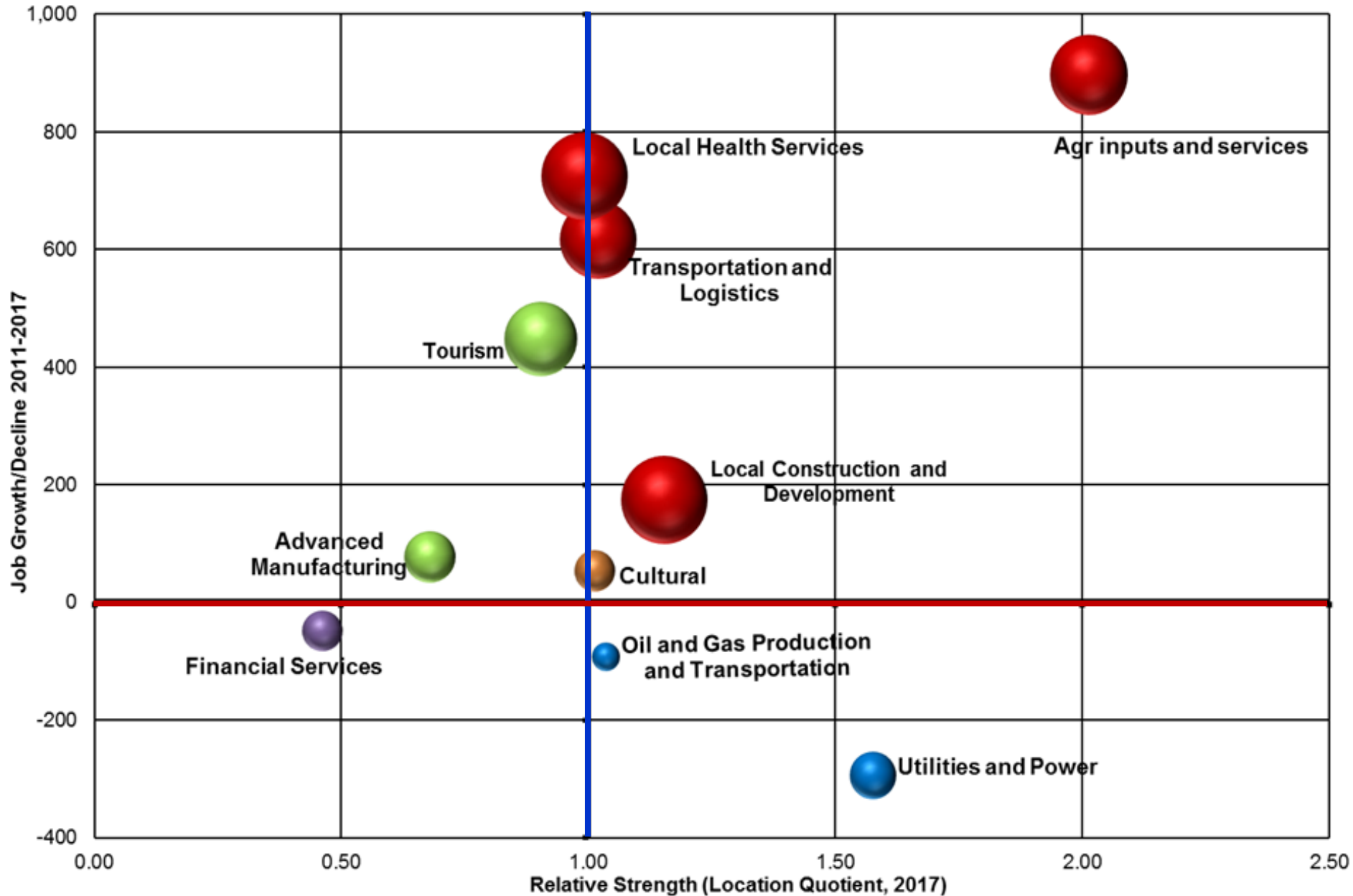
# Interlake Economic Region Industry Cluster Analysis 2011-2017



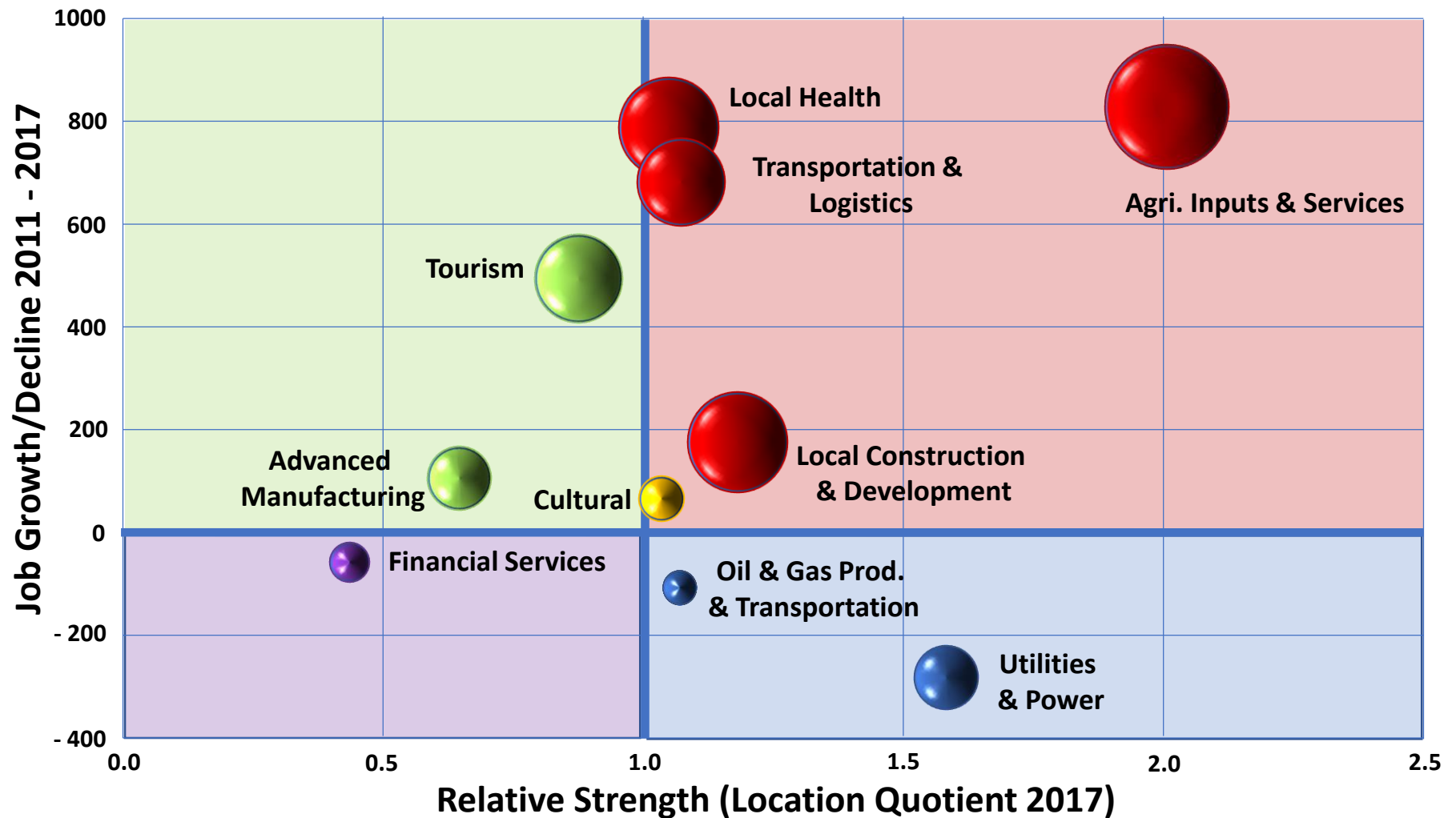
# Interlake Economic Region Industry Cluster Analysis 2011-2017



# Interlake Economic Region Industry Cluster Analysis 2011-2017



## Interlake Economic Region – Cluster Analysis 2011 - 2017











ASSOCIATION OF  
**MANITOBA**  
MUNICIPALITIES

INVEST. BUILD. GROW  
MANITOBA





204.471.1210

[edammanitoba@gmail.com](mailto:edammanitoba@gmail.com)

INVEST. BUILD. GROW  
MANITOBA





communityedge

Manitoba's CED Certification Program

*Connect • Plan • Thrive*

INVEST. BUILD. GROW

MANITOBA





**ruraldevelopment@gov.mb.ca**



Let's talk!



INVEST. BUILD. GROW  
MANITOBA

