


# LOOKING TO THE FUTURE: Planning and Innovation




# Change and our Communities



- Globalization

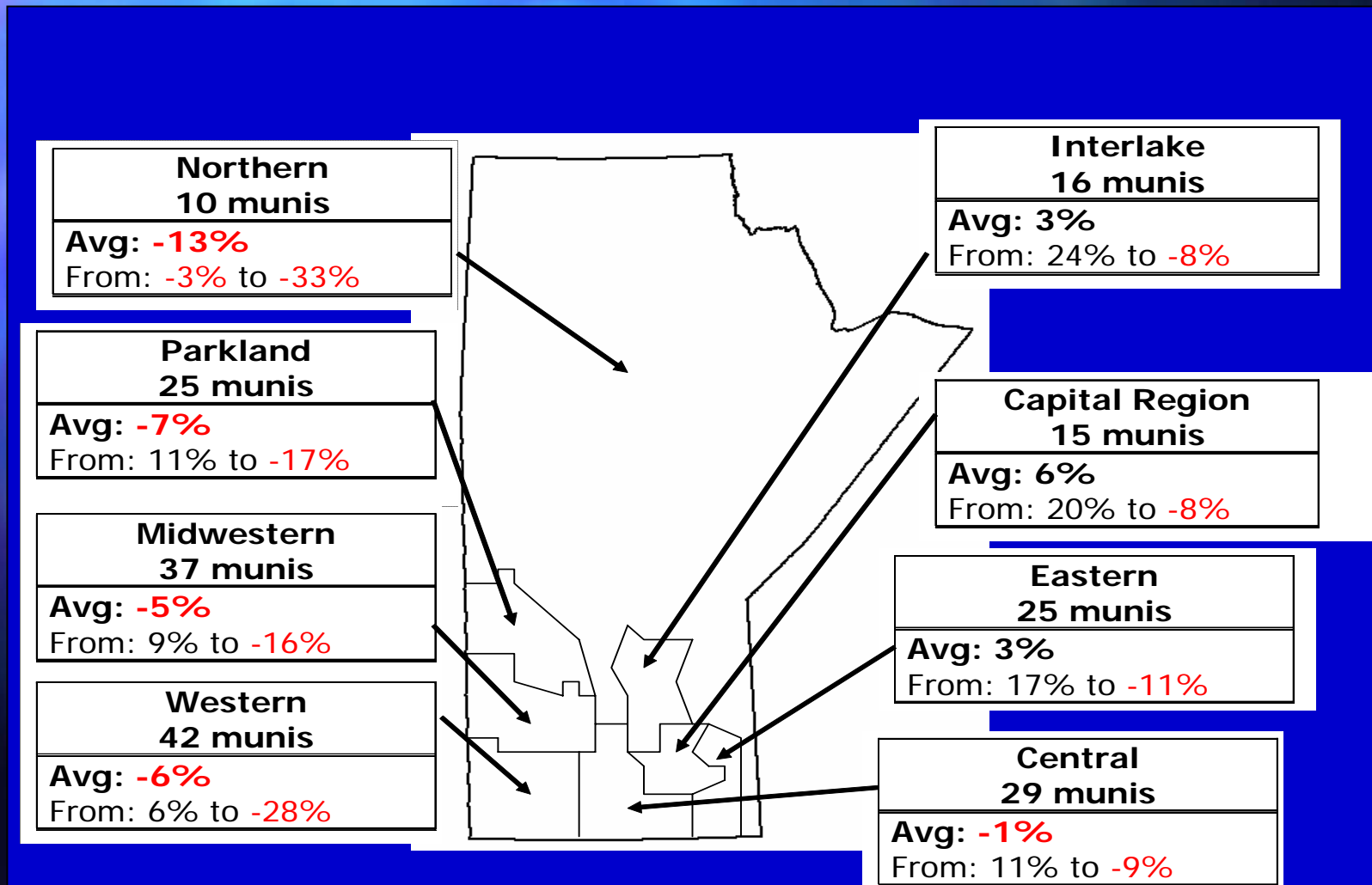
- Demographic

- Fiscal challenges



# Regional View

## (Population Change 1996 - 2001)



# Unique fiscal pressures on upcoming Provincial budget

---

- Single case of BSE causes U.S. border closure
- Drought in several areas - low water levels
- Forest fires - Manitoba lost more hectares than any other province
- Rapid Rise in Canadian dollar challenges export sectors and employment
- Continuing pressure on health and education



As the Province balances its budget, it has tough decisions to make.

# new approaches by municipalities

## ■ Population change over last 5 years:

- 127 (63%) municipalities lost people → 31 of these more than 10%
- strong growth in some areas (mainly in eastern part of province)

## ■ Taxes imposed:

- average municipal tax increase 6% (2001-2002)
- 54 municipalities (27%) increased more than 10% → 65% of those also saw their populations decline

## ■ Cost of government:

- 17% going to administration on average → 55 municipalities (28%) spend more than 20% on administration

# Action plan to meet challenges

- **Build** on strengths in Winnipeg/  
Rural/North economy
- **Promote** innovation
- **Build** strong and stable foundations
- **Build** healthy communities
- **Diversify** rural economy



# ***Build on Strengths***

- **Identify strategic priorities**
- **Prepare for the new economy**



# *Promote innovation province-wide*

- **Innovative practices in key priority areas are promoted through:**
  - skilled workforce development
  - strengthening research capacity
  - effective technology commercialization process
  - building innovative capacity
    - through infrastructure development
  - ensuring a competitive innovation environment
  - improving access to government services



# *Innovation and Today's super highway*

- **PDN** - \$47.3M over next 5 years
- **MTS** - \$300M for high speed internet to 85% of its locations
- **Manitoba Hydro** - \$94M in 1,100 kms of 48 strand fiber optic infrastructure
- **Community Connection**  
community access to internet  
(600 public access sites)
- **Better promotion of  
Community Profiles**



# *Supporting Innovation through Education*



## ■ Universities

- Enrolment at universities up 29%
- Targeted training strategies (350 aerospace, 500 biotech students this year)
- Over \$100M invested in post-secondary institutions - additional \$50M capital investment triggered well over \$150M in private fundraising
- University of the North initiative moving forward

## ■ Colleges, training and apprenticeship

- Princess Street campus - Phase 3 underway
- 18% increase in apprenticeships in the past 3 years
- New programs in information technology, arts & new media

## ■ Enhanced learning opportunities via broadband

# *Immigration: Growth and Needed Skills*

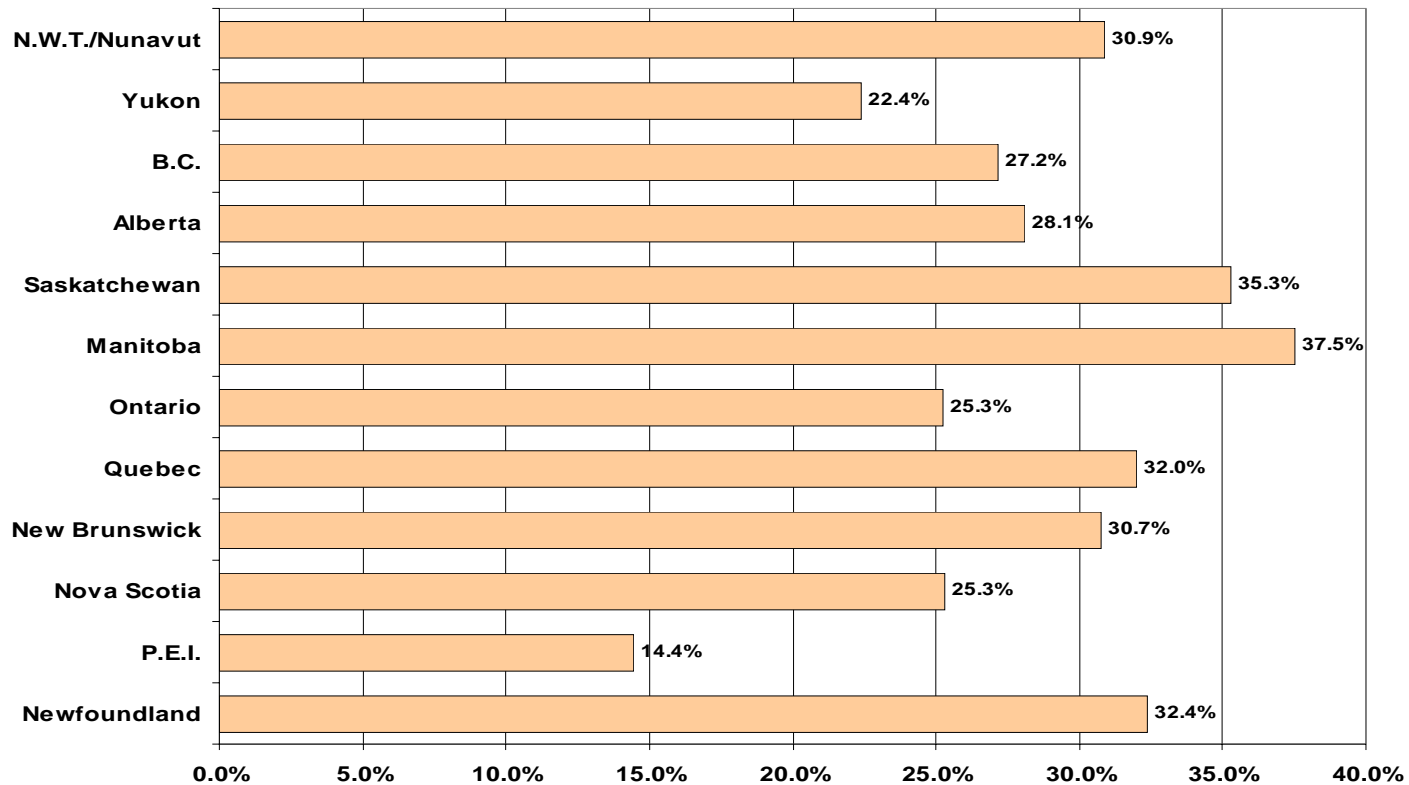
- **New immigration provides significant growth and labour opportunities:**
  - increased immigration by 6,000 since 1999 → target 10,000 annually
  - working with employers to meet labour force needs
  - strengthening foreign credentials recognition
  - creating new Manitoba Immigration Council made up of business, labour and community leaders



# *Aboriginal Education and Labour Force Activity - 1996*

	Aboriginal Manitobans	Non-Aboriginal Manitobans
High School Diploma		
Labour Force Participation Rate	71.0%	76.0%
Unemployment Rate	19.7%	5.5%
Completed College		
Labour Force Participation Rate	80.0%	78.7%
Unemployment Rate	18.0%	5.2%
Completed University		
Labour Force Participation Rate	88.0%	83.7%
Unemployment Rate	9.8%	4.0%

# *Aboriginal Youth (15-24) Neither Attending School Nor Employed 1996*



# ***Working Together: Building Strong Foundations***

- Strong local leadership - create vision
- Build on strengths
- Reliable tax base
- Encourage learning and innovation
- Best practices in local government
- Reinvestment in physical infrastructure

# *Provincial Support to Communities*

- **Lead country in innovative funding**
  - PMTS, VLT
  - Task Force on Education Taxation and Funding
- **Reinvest in infrastructure at all levels**
  - \$180M existing CMIP (accelerating negotiation on new 10 year agreement)
  - \$96M capital program for Winnipeg
  - \$12M sewer and water program outside Winnipeg
  - \$50M Economic Partnership Agreement
  - \$120M increase for improvements to highways
- **Flexible, enabling legislation**
  - New Municipal Act provides broad authority
  - New Winnipeg Charter in 2002

# *Tools for Change Program*

- Municipal health checklist - WHO HAS COMPLETED THE CHECKLIST?
- Models for service sharing / tax sharing
- Best practices for effective governance



# *Supporting Municipal Planning and Innovation*

---

- Livestock initiative - anticipate legislative amendments
- Ensure greater predictability, clarity, consistency while sustaining environment and maintaining local control
- Key components:
  - mandatory planning
  - siting standards: variations permitted
  - new municipal review process
  - threshold reduced to 300 AUs

# *Enhanced support for communities*

---

- New Deal for municipalities - commitment to consider all municipalities in a New Deal
- Updating Municipal Stats book and web site - provide relevant, comparative information

# *Looking to the Future: Planning and Innovation*

---

- Build the partnership
- Promote innovation in governance, education and business
  - Think regionally - act globally
- Exploit technology to improve access to services and job opportunities

**Working together**



**for a strong Manitoba**